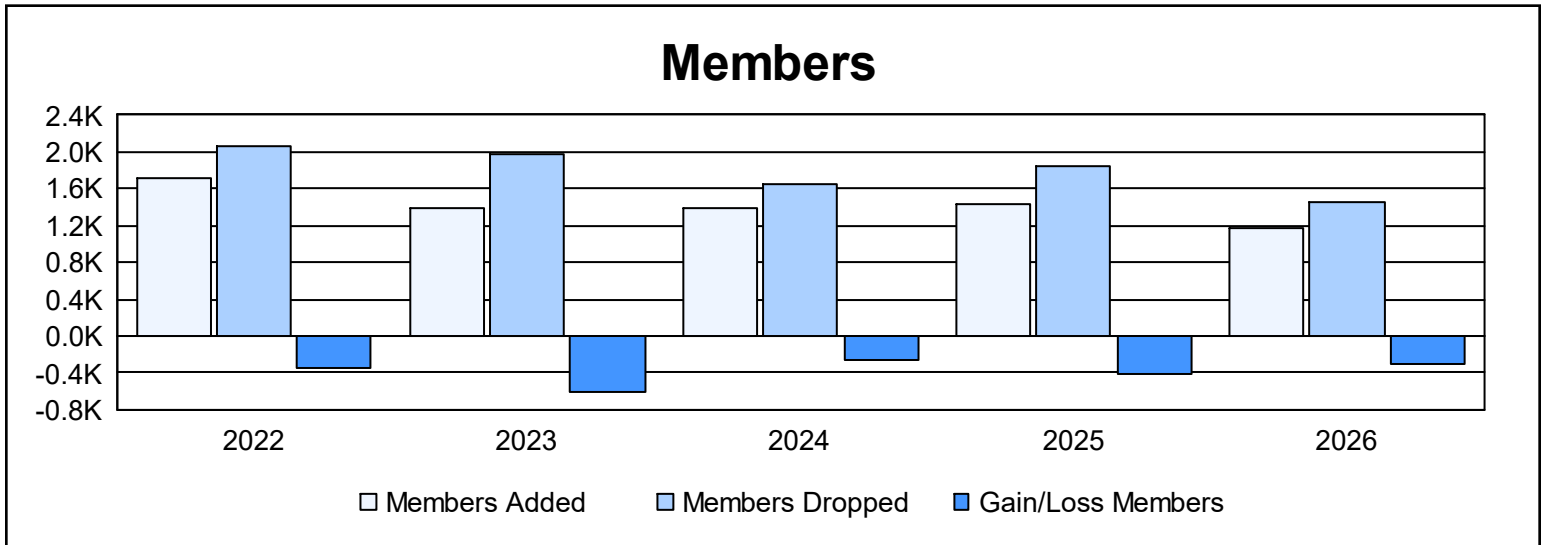
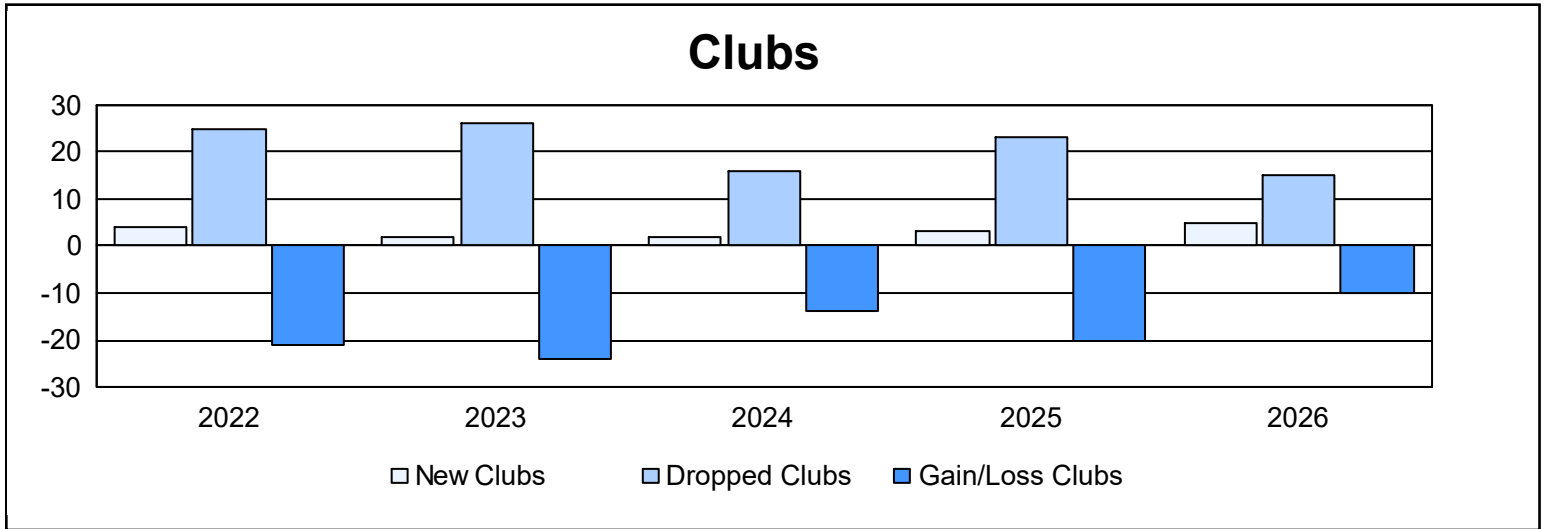
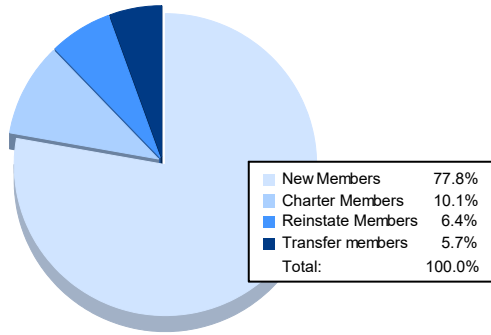


| Year | New Clubs | Dropped Clubs | Gain/ Loss Clubs | New Members | Charter Members | Reinstate Members | Transfer Members | Total Member Added | Total Members Dropped | Gain/ Loss Members |
|----------------|-----------|---------------|------------------|--------------|-----------------|-------------------|------------------|--------------------|-----------------------|--------------------|
| 2021-2022 | 4 | 25 | -21 | 1,417 | 111 | 100 | 80 | 1,708 | 2,065 | -357 |
| 2022-2023 | 2 | 26 | -24 | 1,134 | 77 | 63 | 106 | 1,380 | 1,986 | -606 |
| 2023-2024 | 2 | 16 | -14 | 1,174 | 49 | 86 | 72 | 1,381 | 1,640 | -259 |
| 2024-2025 | 3 | 23 | -20 | 1,128 | 70 | 129 | 108 | 1,435 | 1,838 | -403 |
| 2025-2026 | 5 | 15 | -10 | 907 | 118 | 75 | 66 | 1,166 | 1,465 | -299 |
| Average | 3 | 21 | -18 | 1,152 | 85 | 91 | 86 | 1,414 | 1,799 | -385 |



Membership Composition May 2026 Cumulative



Gender Composition May 2026 Cumulative

